

Path Integral for Stochastic Inflation: Non-Perturbative Volume Weighting, Complex Histories, Initial Conditions and the End of Inflation

Steven Gratton^{1,*}

¹*Kavli Institute for Cosmology and Institute of Astronomy, Madingley Road, Cambridge, CB3 0HA, UK*

(Dated: May 29, 2010)

In this paper we present a path integral formulation of stochastic inflation. Volume weighting can be naturally implemented from this new perspective, in a very straightforward way when compared to conventional Langevin approaches. With an in-depth study of inflation in a quartic potential, we investigate how the inflaton evolves and how inflation typically ends both with and without volume weighting. The calculation can be carried to times beyond those accessible to conventional Fokker-Planck approaches. Perhaps unexpectedly, complex histories sometimes emerge with volume weighting. The reward for this excursion into the complex plane is an insight into how volume-weighted inflation both loses memory of initial conditions and ends via slow-roll. The slow-roll end of inflation mitigates certain “Youngness Paradox”-type criticisms of the volume-weighted paradigm. Thus it is perhaps time to rehabilitate proper time volume weighting as a viable measure for answering at least some interesting cosmological questions.

I. INTRODUCTION

Inflation driven by the potential energy of some effective scalar field [1–3] has become a common explanation of the starting state of the radiation-dominated hot big bang model. A key reason for its acceptance is that small quantum fluctuations during the last 60 or so e-folds of inflation can develop into almost scale invariant curvature perturbations [4–6] like those that we see today in the cosmic microwave background fluctuations [7]. Couplings in the inflaton’s potential have to be chosen to be very small in order to get the amplitude of the fluctuations suitably low. However, fluctuations in the scalar field increase as the background energy density increases, so in certain circumstances the fluctuations might have a significant effect on the evolution of large patches, leading to “stochastic inflation” [8]. Such fluctuations might lead to a situation in which part or even in some sense the majority of the universe continues to inflate for all time, i.e. “chaotic eternal inflation” [9].

The advent of the “string landscape” [10, 11] with its complicated vacuum structure has reinvigorated the search for a suitable measure on inflationary histories in situations where more than one possible history can be conceived of. Much of the debate revolves around the extent to which predictions should be conditioned on observations and, if more inflation leads to more observers, whether and how any “volume-weighting” should be implemented. For technical reasons much of this recent work has focussed on models where the inflaton is expected to “tunnel” from one vacuum state to another via bubble nucleation [12–20]. [21] is an exception, considering random initial conditions in random potentials, and the “reheating-volume” approach has been applied to both stochastic and bubble nucleation models [22–24].

Quantum cosmological studies [25–34] provide complementary perspectives.

The approach discussed in this paper illuminates and expands the approach to stochastic inflation and volume-weighting presented in [35], in which one follows the evolution of the inflaton in a $\lambda\phi^4$ potential in proper time with a Langevin noise term approximating the quantum fluctuations. There expectation values were calculated for the field history and perturbatively corrected for the effects of volume weighting. By allowing for final-time constraints on the field value and considering weighting field values at some time by either the volume at that time or the volume at the final time, [35] began to directly attack the two issues in the debate mentioned above. The current paper addresses more general inflationary models than $\lambda\phi^4$ and in some sense corrects the perturbative conclusions of [35] via a non-perturbative treatment of volume weighting by way of a path integral. The change in viewpoint is similar to that in going from the Heisenberg approach to the Feynman approach in quantum mechanics when trying to address a question about the history of the system. (Notably Wyman and Tolley [36] also look at stochastic inflation from multiple viewpoints.) An early approach to a Langevin model of stochastic inflation was presented by Hodges in [37]; more recent work includes [38, 39]. Refs. [40, 41] also address eternal inflation in a related manner. In contrast, much of the early work on stochastic eternal inflation [42–46] attempted to follow in time the evolution of a probability distribution for the inflaton with a Fokker-Planck equation (analogous to the Schrödinger approach to quantum mechanics). Such approaches typically broke down after a finite time, when the probability became unnormalizable rising rapidly with field value, leading to the suspicion that Planck-scale effects might be vital in controlling the theory and restoring predictivity. This led in part to proper time volume weighting falling out of favour as a measure on eternal inflation. In addition, puzzles such as the “Youngness Paradox” [47] (—if a fraction more

*Electronic address: stg20@cam.ac.uk

inflation produces exponentially more volume, aren't the most common observers at a given time the youngest ones conceivable?—) seem particularly acute with proper time volume weighting. We will see the surprising way in which a constrained path integral approach mitigates all these issues and so it may be suggested that proper time volume weighting should be reinstalled as a useful measure for at least some calculations in stochastic inflation.

In order to be able to follow the changes in the expansion rate driven by changes in the inflaton potential, spatial gradients do not explicitly feature in the approach presented here. Stochastic techniques have been successfully applied to understand the effects of interaction terms on correlation functions [48], where both the temporal and spatial behavior of the fluctuations are explicitly considered. However, such work focused on fixed-background inflationary-type spacetimes, unlike the dynamic ones considered here.

This paper is organised as follows. First, a measure on slow-roll inflationary histories is presented. Saddle points of histories, constrained by the final field value at a later time, are discussed. By investigating the behavior of “unconstrained” saddle points (the finite subset of constrained saddle points corresponding to extrema of the probability distribution with respect to final field value) as a function of time we are able to see how inflation is proceeding on the average. Volume-weighting is introduced, and its consequences for constrained and unconstrained histories are discussed. The $\lambda\phi^4$ model is studied in depth. The way inflation typically ends is investigated by looking at histories constrained to small field values at late final times. Finally there is a discussion and conclusions.

II. A MEASURE ON SLOW-ROLL HISTORIES

In this section we derive a measure on slow-roll inflationary histories. Starting from the appropriate Langevin equation for slow-roll inflation (see e.g. [35]; note that for comparison with other works a $3/(2\pi)$ factor omitted there has been restored here):

$$\dot{\phi} + \frac{V_{,\phi}}{3H} = \frac{1}{2\pi} H^{3/2} n(t) \quad (1)$$

where $n(t)$ is a Gaussian-normalized white noise term and

$$H = H(\phi) = \sqrt{V(\phi)/(3M^2)}, \quad (2)$$

with M being the reduced Planck mass (henceforth assumed to be unity). One might think of Eq. (1) as describing the evolution of a member of an ensemble of physical-Hubble-volume sized regions forward in time. Note that (2) determines H as a function of ϕ , and thus the scale factor a at a time t as a function of the history of ϕ up to time t .

Now consider an arbitrary history $\phi(t)$. After a short time Δt , the field will be at $\phi(t) + \dot{\phi}(t)\Delta t$, a change

of $\Delta\phi = \dot{\phi}(t)\Delta t$. From (1), the change of the field should be centered on $-V_{,\phi}\Delta t/(3H)$ with a variance of $H^3\Delta t/(4\pi^2)$. So the probability of this segment of history occurring is:

$$\sqrt{\frac{2\pi}{H^3\Delta t}} e^{-2\pi^2 \left(\dot{\phi} + \frac{V_{,\phi}}{3H}\right)^2 \Delta t/H^3}. \quad (3)$$

Multiplying to obtain the joint probability for the entire history, and taking the limit $\Delta t \rightarrow 0$, we obtain:

$$P[\phi(t)]D\phi \sim e^{-\int_0^T L_0(\phi)dt} D\phi \quad (4)$$

with a “Euclidean Lagrangian”

$$L_0 = \frac{2\pi^2 \left(\dot{\phi} + \frac{V_{,\phi}}{3H}\right)^2}{H^3}. \quad (5)$$

Furthermore, inspection of (3) suggests a change of variable that both renders the prefactor in (4) independent of field and makes the kinetic term in (5) canonical (up to a surface term):

$$q \equiv \int \frac{2\pi}{H^{3/2}} d\phi \quad (6)$$

leading to

$$P[q(t)]Dq = e^{-\int_0^T L_0(q)dt} Dq \quad (7)$$

up to a numerical factor. Here

$$L_0(q) = \frac{1}{2}(\dot{q} + f(q))^2 \quad (8)$$

with

$$f \equiv \frac{2\pi V_{,\phi}}{3H^{5/2}} \quad (9)$$

expressed in terms of q .¹

III. THE PATH INTEGRAL AND ITS SADDLE POINTS

Given a general measure $e^{-S[q(t)]}Dq$ on histories $q(t)$ along with a specification of the class of histories to integrate over, one may calculate the expectation value of some quantity of interest, A say, with a path integral:

$$\langle A \rangle = \frac{\int Dq A e^{-S[q(t)]}}{\int Dq e^{-S[q(t)]}}. \quad (10)$$

¹ An alternate derivation following the lines of [49] can yield a determinant correction to the measure coming from the change of variables from noise realizations to field realizations. For the q variable for a $\lambda\phi^4$ potential, this determinant is independent of field so both derivations agree precisely. Given the already heuristic nature of our starting point, Eq. (1), we do not consider such corrections further in this work.

Note that A can be of a very general nature, either local or non-local in time for example.

As in the Feynman path integral approach to quantum mechanics, it is often useful to look for saddle points in approximating (10). Corresponding to (7) for example we would take $S[q(t)] = S_0[q(t)] \equiv \int_0^T L_0(q)dt$, and, certainly in this case, finding saddle points is very simple, since the lagrangian is equivalent to that for a point mass moving in some potential. There even exists a conserved energy. Furthermore, we can work with either q or ϕ , the saddle points in either variable being equivalent.

Once we have the saddle point solution for given initial and final data, we can use it to approximate the probability density for that final data given the initial data by integrating (7) in a gaussian approximation. The leading term is simply the exponential of minus the action evaluated for the saddle point. By varying the field value at the final time T and recalculating the saddle point solution and the (approximate) probability density, we can build up a picture of the probability distribution function at the final time. By repeating the procedure for different final times, we can build up a picture of the evolution of the probability distribution function in time. For (7), we thus find an approximate solution to the Fokker-Planck equation corresponding to (1).

We can also calculate the expectation value of A in the saddle point approximation. For a fixed final field value, we just evaluate the quantity for the related saddle point solution. To relax the final field value constraint, we compute the average of A calculated for all final field values, weighted by the exponential of minus the action (possibly multiplied by the gaussian prefactor for higher accuracy) for the corresponding final field value.

Let us quickly derive some useful results. Assuming the action S is expressible as an integral over a local-in-time Lagrangian L , then we can introduce a momentum

$$p_q \equiv \frac{\partial L}{\partial \dot{q}} \quad (11)$$

and Hamiltonian $H' = p_q \dot{q} - L$ (primed to avoid confusion with the Hubble parameter H) and corresponding energy E . Just as in classical mechanics (see e.g. [50]), evaluating the action as a function of end point and end time, we have $\delta S = p_q \delta q - H' \delta t$. So, at a fixed final time T , the action is extremized for a solution which both obeys the equations of motion and has $p_q(T) = 0$. This, neglecting prefactor corrections, gives the extremum in the probability distribution function for q at time T .² Such a solution may be termed “unconstrained”, being stationary even with respect to variation of q at the end point. As long as $L - L_0$ does not involve \dot{q} , $p_q(T) = 0$

implies $\dot{\phi} = -V_{,\phi}/3H$ at time T , i.e. a trajectory corresponding to an extremum in the probability distribution at time T is slow-rolling as T is approached. This does not necessarily imply that the trajectory slow-rolls all the way from 0 to T , nor that extrema of the probability distribution evolve according to slow-roll as T is varied. However, in the simple case when L is just L_0 , both of these statements do in fact hold. A helpful way to verify such statements is to look at the (conserved) energy associated with each saddle point solution. For L_0 , this is just

$$E_0 = \frac{1}{2}\dot{q}^2 - \frac{1}{2}q^2 \quad (12)$$

and for a solution that slow-rolls at the end time T , we see $E_0 = 0$. As E_0 is conserved along the saddle point, we see that \dot{q} must equal q back along the entire trajectory to $q = q(\phi_0)$ at $t = 0$, i.e. the saddle point is just the slow-roll solution evolved from the initial condition to the time T . Hence as T changes the position of the peak also follows the slow-roll solution in this case.

IV. THE VOLUME-WEIGHTED PATH INTEGRAL

Now we volume-weight. We do this by “reweighting” the $e^{-S_0[q(t)]} Dq$ measure from above by an appropriate term, and then renormalizing. We might imagine the physical-Hubble-volume sized regions followed above as being “probes” of much larger volumes of space that are inflating and so expanding in time. Thus the term is typically just the “final” volume³

$$a^3(T) = e^{\int_0^T 3H(q(t))dt}. \quad (13)$$

Because of the local-in-time nature of the exponent, we see that such volume weighting can be incorporated very simply by thinking of S as an integral over t of a more general “Euclidean Lagrangian”

$$L_V = L_0 - 3H. \quad (14)$$

We have only had to add a local-in-time term to the potential for q . This extra term alters the constrained histories relative to the non-volume-weighted ones with the same boundary conditions.

The volume-weighting term, only involving the field and not its derivative, will not affect the expression for the momentum in terms of the field and its derivative. So, as for the non-volume-weighted case discussed above, the most probable trajectory will obey the slow-roll condition at the very end.

² Note that here, unlike in most classical mechanics applications, one does have to be careful not to discard total integrals, which, while not altering the saddle point solution, affect the total value for the action and so the probability for a history.

³ One could also for example consider weighting by the volume at an intermediate time for calculating a final-field-value-constrained “rolling” volume average.

However, unlike before, this trajectory will not have slow-rolled all the way from the initial condition; there are two additional effects that cannot generally cancel. First, the equation of motion now has an extra field-dependent term. Second, the expression for the energy E has an additional $+3H(\phi)$ term, so, evaluating this at the end of the trajectory, the energy of the solution is moved from zero to $E = 3H(\phi(T))$. Thinking momentarily of T as a function of q at time T for the most probable solution, we have

$$T = \int_{q(0)}^q dq' \sqrt{2(E(q) - V(q'))}. \quad (15)$$

Changing E and V as discussed to incorporate volume-weighting will change $T(q)$ and so q considered as a function of T : the peak of the probability distribution function does not now follow slow-roll.

We can now ask whether or not inflation ends in the rolling-volume-weighted average. If it does, the peak of the probability distribution function should pass through a field value corresponding to a small value of H , i.e. the conserved energy should be able to have a small value. Evaluating the energy, expressed in terms of ϕ , at the initial condition thus leads to the condition:

$$\frac{2\pi^2 \dot{\phi}^2(0)}{H^3} - \frac{2\pi^2}{H^3} \frac{V_{,\phi}^2}{9H^2} + 3H \approx 0 \quad (16)$$

for inflation to end in the volume-weighted average. Now, whatever the value of $\dot{\phi}$, if the potential term contribution to the left hand side is positive then inflation cannot end. So if

$$H^6 > \frac{2\pi^2 V_{,\phi}^2}{27} \quad (17)$$

then inflation cannot end in the volume-weighted average (c.f.[40]). This precise constraint is consistent with the qualitative arguments of e.g. Guth [47] comparing the classical movement of the field to the quantum fluctuations in the field over a Hubble time. We may say that inflation is indeed “eternal” if the field starts at a value such that (17) is satisfied. Note that for $\lambda\phi^4$ this requires $\phi > (32\pi^2/\lambda)^{1/6}$.

Let us assume that the field starts above the eternal inflation threshold and ask what happens. Does the volume-weighted field asymptote to some constant value, and if so can this value be above or below the starting value? Or does the field average run away to a place of infinite energy density, in either finite or infinite time? We are minded here of the early results looking at volume-weighted eternal inflation by solving the Fokker-Planck equation for say a $\lambda\phi^4$ potential; there it seemed that the probability distribution lost its extrema after a finite amount of time, becoming unnormalizably peaked at an infinite field value. This led to the imposition of arbitrary boundary conditions at the Planck density and the view that the volume-weighted field would quickly tend to its largest possible value and stay there inflating at

the maximum possible rate. We indeed find, investigating $\lambda\phi^4$ as a specific example as discussed in the following section, that the average can stop existing after a finite time. Above we showed that the paths corresponding to extrema of the probability distribution must end in slow-roll. This applies to both maxima and minima, and a minimum in the probability distribution will delimit a formal unbounded rise in probability towards very high energy from a physical region of field values with its own maximum. As time goes on, the maximum and minimum merge; the probability distribution steadily increases with field energy. To see whether trajectories with Planckian energy densities are important or not for the disappearance of the average, we now though can look at the critical saddle point history and see whether or not it approaches the Planck density at any stage. For small coupling it turns out it does not and so we conclude that Planck scale effects will not affect the disappearance of volume-weighted average.

One may be concerned that the disappearance of the average is indicating a failure with the whole approach. However, we can continue to find constrained paths to lower field values, at least for a finite window of larger time intervals. So perhaps the correct interpretation is simply that answering the question “what is the field average on a surface of constant proper time?” is becoming problematical. But because we can still answer other questions, about constrained paths say, proper time volume weighting itself is not obviously failing at this stage.

Pushing to larger time intervals still, we find for $\lambda\phi^4$ at least that real histories connecting the inflationary initial conditions to low field values cease to exist. Surely even constrained proper time volume weighting is failing now? This is not necessarily the case because *complex* histories now emerge that link the initial and final conditions. Further, as we will see below, these complex paths are very close to being real towards the end of inflation, and indeed basically become “classical” slow-roll trajectories, insensitive to the initial field value or indeed the time interval between the initial and final conditions.

V. $\lambda\phi^4$ IN DEPTH: COMPLEX HISTORIES, INITIAL CONDITIONS AND THE END OF INFLATION

For $\lambda\phi^4$, q is proportional to $1/\phi^2$, which is in turn proportional to the Hubble radius which we denote here by R and work with in order to allow for easy comparison with [35]. The coupling constant λ must be very small, of order 10^{-14} , for conventional density perturbations (generated as small fluctuations about 60 e-folds before the end of a classical period of inflation) to have the right magnitude to match observations. Introducing the (dimensionless) constants $\alpha = 8\sqrt{\lambda/3}$ and $\beta = \sqrt[4]{\lambda/3}/\pi$,

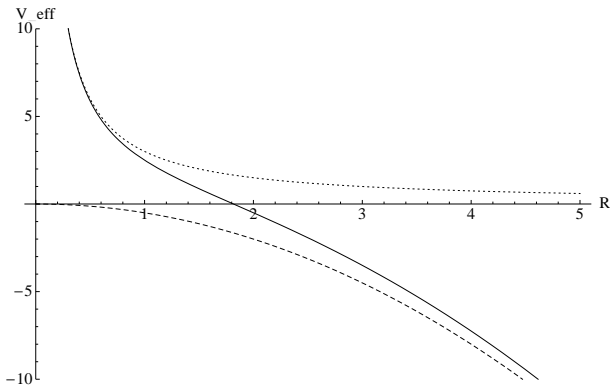


FIG. 1: Plot of the effective potential that the R variable moves in.

we find

$$L_V = \frac{(\dot{R} - \alpha R)^2}{2\beta^2} - \frac{3}{R}. \quad (18)$$

Saddle-point histories satisfy

$$\ddot{R} = \alpha^2 R + \frac{3\beta^2}{R^2} \quad (19)$$

with a conserved energy

$$E = \frac{1}{2\beta^2} \dot{R}^2 - \frac{\alpha^2}{2\beta^2} R^2 + \frac{3}{R}. \quad (20)$$

See Fig. 1 for the associated effective potential that the R variable feels. (Note that in all plots R and t have been rescaled to absorb α and β via $t \rightarrow \alpha t$, $R \rightarrow (\alpha/\beta)^{(2/3)} R$.)

As discussed in Sec. IV, the momentum

$$p_R = \frac{1}{\beta^2} (\dot{R} - \alpha R) \quad (21)$$

has to be zero at the end of a history that finishes at an extremum of the probability distribution at time T . Hence, from (20), the energy of such a path is $3/R(T)$, which is small for weak coupling (of order $\lambda^{-1/2}$) if $R(T)$ corresponds to $\phi \sim 1$ for which inflation would classically be ending. Eternal inflation is inevitable if R ever becomes less than $\sqrt[3]{6\beta^2/\alpha^2}$ (the zero of the effective potential in Fig. 1).

Fig. 1 is very helpful for understanding the nature of the (real) saddle point solutions, illustrating the discussion of Sec. IV. Let us look for solutions connecting $R = r_i$ to $R = r_f$ (“i” for initial, “f” for final). If $r_f > r_i$, there are two classes of solutions differentiated by the sign of the initial velocity. One rolls up the potential, turns round and rolls back down past r_i on the way to r_f ; the other rolls straight down the potential from r_i to r_f . If $r_f < r_i$, there are again two classes of solution, now differentiated by the sign of the final velocity. In one, R

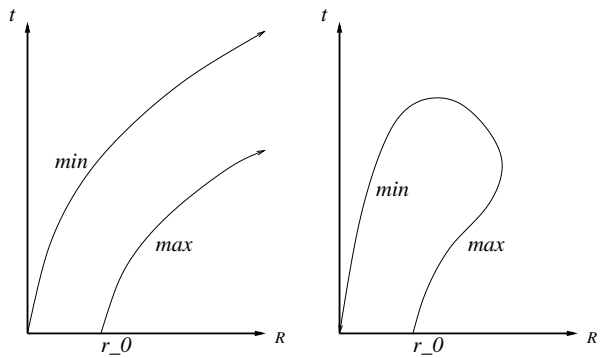


FIG. 2: Sketch of the loci of the minima and maxima of the volume-weighted probability distribution for R as a function of time. The left panel is for starting below the eternal inflation threshold, while the right panel is for starting above the eternal inflation threshold. (Without volume-weighting the plot would be qualitatively similar to the “max” branch of the left hand panel.)

rolls straight up the potential from r_i to r_f , in the other, R rolls up the potential passing through r_f , then rolls back down to r_f . If $r_f = r_i$, there is only one class of solution, R rolling up the potential and then back down. In all cases, varying the initial speed, or equivalently the energy E , changes the time T needed to go from r_i to r_f .

Scanning over r_f , E and the velocity sign and recording the time T each solution takes gives us complete information about the behaviour of the probability distribution function for R as a function of T . Note though that there is no guarantee that arbitrarily large values of T will be obtained in the scan, and indeed T turns out to be bounded when volume weighting is switched on.

To help us understand how the field behaves in the (volume-weighted) average, let us temporarily focus on the “unconstrained” subset of histories with zero final momentum (and so with energy $E = 3/r_f$ with volume-weighting, or with $E = 0$ without) corresponding to the extrema of the probability distribution function. r_f can here be thought of as a label of where a history happens to end as opposed to as a constraint applied to the history. We can build up a sketch of the loci of the maxima and minima of the probability distribution function as a function of time as in Fig. 2. Without volume-weighting, a solution exists for any T (the field spending longer and longer at small R as T increases), with r_f always greater than r_i , and the distribution moves (exponentially in time) to larger R as time passes. Switching on volume weighting corresponds to adding a repulsive force, requiring R to start with a more negative velocity than for the non-weighted case with the same r_f and T . Thus R gets smaller more rapidly as expected; volume-weighting favours higher field values. Starting well below the eternal inflation threshold, the picture is qualitatively similar to the non-volume-weighted case. Starting above the eternal inflation threshold, the picture changes significantly however. The steep, “brick-wall”, nature of

the repulse volume-weighting term in the effective potential means that there is in fact an upper limit on how much T can be increased by increasing the initial speed of R .⁴ After this time there are no extrema; the probability density increases monotonically towards small R . The largest value of r_f attained can be deduced by equating the effective potential at $R = r_i$ to the energy $E = 3/r_f$ evaluated at the end. We are able to conclude that at some intermediate time, at some $R > r_i$, the peak of the probability distribution turns around; the inflaton begins to climb back up its potential in the volume-weighted average. We may infer that highly fluctuating paths are beginning to dominate over classical ones.

Returning to the general case of constrained histories, it may seem strange that constrained saddle point solutions linking r_i to r_f fail to exist for too large of a time difference. As mentioned above, the paradox is resolved by realizing that there is no necessity for the saddle point histories to be real. Just as in contour integration, where one may deform real contours into the complex plane to pass through a saddle point in order to apply the method of steepest descents (a common example being the study of Airy functions), changing an integral over a rapidly-varying integrand along the real axis to a study of behavior in a calmer region of the complex plane, we can do likewise here, at each time step in the path integral. Indeed, the use of complex histories has a precedent in the Euclidean “No-Boundary” approach to quantum cosmology [25]. There one obtains an amplitude for a Euclidean three-geometry by evaluating a path integral over all Euclidean four-geometries bounded by the three geometry in question. For small three-geometries a Euclidean saddle point exists and so obtaining (a saddle-point approximation to) the wave function is straightforward. For large three-geometries however, no Euclidean saddle point exists. Hartle and Hawking then proceed into the complex plane and find a saddle point that has both a real and an imaginary part which they go on to use to approximate the amplitude. In fact, the imaginary part of the saddle point corresponds to a Lorentzian universe and so they exploit the complexity of the saddle point to “explain” why a large universe appears to have a temporal dimension as well as spatial ones even in the no boundary proposal. Returning to our application, we need only preserve our boundary conditions, namely that $R(0) = r_i$ and that $R(T) = r_f$. We see straight away that the imaginary component of R has to be zero at both ends, but

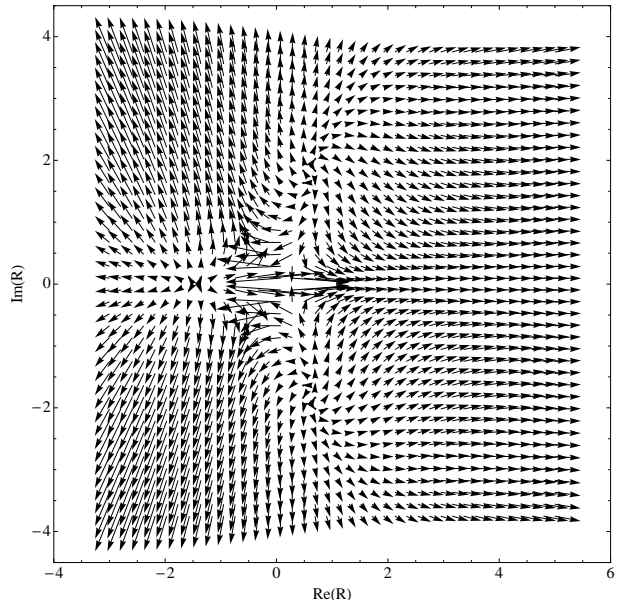


FIG. 3: Heuristic plot of the force field determining the motion of R in the complex R -plane. Note the zero-force “loitering points” at the solutions of $R^3 = -3$. Planckian energy density, $\lambda\phi^4 \sim 1$, corresponds to the rescaled R shown being small, of order $\lambda^{1/6}$ for weak coupling. An eternal-inflationary starting point would be along the real axis between 0 and $\sqrt[3]{6}$. The end of inflation, $\phi \sim 1$, corresponds to the rescaled R shown becoming large and positive, of order $\lambda^{-1/3}$.

that there is no such constraint on the imaginary component of \dot{R} at the ends.⁵ Decomposing (19) into real and imaginary parts, we can visualize R as a point moving in a two-dimensional force field as heuristically plotted in Fig. 3. We note the (unstable) zero-force locations specified by $R^3 = -3\beta^2/\alpha^2$. By tuning the solution so that it approaches one of these points with near zero speed, it is possible for R to “loiter” there for as long as is needed. Solutions with a long loitering period must have a complex energy very close to that of the effective potential evaluated at the loitering point in question. This complex energy determines solutions that asymptotically reach the loitering point in the future from r_i or from the past from r_f . Appropriate deviations in the initial velocities will “connect up” the two asymptotic solutions and make the total solution last for the desired finite time T .

For solutions linking inflaton values corresponding to starting above the eternal-inflationary threshold ($\phi \gtrsim \lambda^{-1/6}$ or $r_i \lesssim \lambda^{-1/6}$) to field values towards the end of conventional inflation ($\phi \sim 1$ or $r_f \sim \lambda^{-1/2} \gg 1$), the appropriate loitering points are the ones with a positive real component and non-zero imaginary component of R .

⁴ As an analogy, imagine trying to throw a ball up in the air in such a way as to catch it coming down at some given later time. The harder one throws it up the longer the ball stays in the air and so it is always possible to find an appropriate classical solution satisfying the desired conditions. However, in a room with a ceiling, there is an upper bound on how long that time can be, given by the solution that just grazes the ceiling; if the ball is thrown any harder, the ball bounces off the ceiling and comes back more quickly.

⁵ Note that unconstrained saddle points, ending with $p_R = 0$ at some real R , have \dot{R} real at the end and hence must be real for all t .

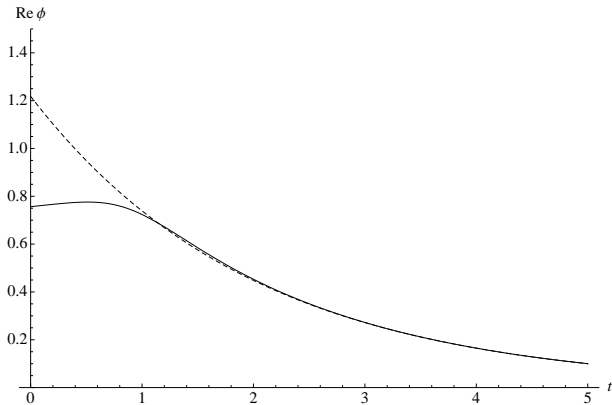


FIG. 4: Plot of the loitering solution (solid line) departing from the slow-roll solution (dashed line) to the past of a region where inflation ends. The difference only becomes significant when the field approaches the eternal inflationary regime; the end of inflation is classical.

These will provide a conjugate pair of histories. Each history will approach its respective loitering point and then roll back towards the real axis out to large positive values of R .

Focusing on a single member of a conjugate pair for clarity, the way the solution reaches r_f will become almost independent of how large T is, as long as T is sufficiently large. We thus see in a precise way how eternal inflation “loses memory” of initial conditions, in that, at sufficiently late times, the way inflation typically ends is very insensitive to the initial field value.

Note that for weak coupling the history need not go particularly close to $R \lesssim 1$ and the Planckian energy densities there. Rather, the amplitude of the loitering points corresponds to $\phi \sim \lambda^{-1/6}$, of order the eternal inflation threshold. Hence conclusions drawn from the history may hoped to be insensitive to any Planck-scale corrections to the model.

The imaginary part of a trajectory corresponding to the late-time end of eternal inflation for weak coupling is very small, and the real part of the field basically slow-rolls, as illustrated in Fig. 4. These statements can be made quantitative by rearranging (20) to express \dot{R} in terms of R and E ,

$$\dot{R} = \alpha R \sqrt{1 + \frac{2E - \frac{6\beta^2}{R}}{\alpha^2 R^2}}. \quad (22)$$

The fractional correction over the slow-roll result ($\dot{R} = \alpha R$) is small if the term under the square root is close to unity. E may be evaluated at the loitering point to be $9(-3\beta^2/\alpha^2)^{-1/3}/2$ and hence have an amplitude of order $\lambda^{1/6}$. Inflation ends at $\phi \sim 1$ or $R \sim \lambda^{-1/2}$ and so the correction is small. (Note that using similar reasoning one can see that even for a real history that peaks at a Planckian energy density, for which $E \sim 1$, for suitably small λ the correction is still small for the observationally

relevant range of efolds before the end of inflation. Histories corresponding to solutions that peak at sufficiently super-Planckian energy densities do see significant corrections.)

We have just seen that where stochastic eternal inflation ends, it basically ends classically. This might appear counter-intuitive, given the Youngness Paradox arguments about proper-time volume weighting. Consider looking for regions where the inflaton, if it slow-rolled, would have either one or two efolds say left to go. The Youngness Paradox would suggest that there are exponentially many more regions with one efold left than regions with two efolds left, the latter histories being “younger” and so having had more inflation in their past. One might have also thought that to the past of any of these regions the field would be much higher up its potential than slow-roll would suggest, perhaps even up at Planck-density values, since such histories would have exponentially more volume. Our result is not inconsistent with the first conclusion but suggests that volume-weighting does not sufficiently dominate over classical motion for the second conclusion to apply also. Thus standard calculations of inflationary density perturbations are probably safe even in eternal inflation as long as the coupling is weak.

VI. DISCUSSION AND CONCLUSIONS

We can assemble what we have learned above into a somewhat cogent picture of volume-weighted stochastic eternal inflation. The field must start off above the eternal inflationary threshold, and then we soon see the volume-averaged field stop decreasing and turn around and begin increasing, indicating that volume effects are outweighing classical drift. From this we may hope that a late-time “steady state” situation will arise with late-time results dominating any averaging. After a finite proper time, the volume-averaged field ceases to exist; the system is dominated by strong fluctuations and a “global” picture breaks down. Nonetheless, we may choose to focus on the observationally relevant but rare regions of the universe where inflation happens to end. Only for up to a small time after the disappearance of the volume-weighted field average can inflation end via a real saddle point. These solutions have the inflaton approaching arbitrarily high energy densities and inflation ending in a manner deviating from slow-roll (though not too significantly for histories that nowhere exceed Planckian energy densities for observationally-relevant couplings). Further on in time we find that inflation ends in practically the same slow-roll manner on all proper time slices and hence some level of predictability is restored and “steady-state” behavior is reached. These saddle point histories deviate into the complex plane rather than continuing to values far above the eternal inflation threshold, indicating that the conventional view of the inflaton as jumping up and down on its potential in the eternal inflation regime

might be too simplistic. Because when inflation does end it basically ends in slow-roll, conventional density perturbation calculations should still apply, preserving the successful predictions of conventional treatments of inflation.

The general techniques and insights of this paper should apply to many models of inflation. It would be interesting to investigate potentials with multiple vacua. Indeed, for “Mexican-hat” type potentials, $V = \lambda(\phi^2 - \phi_0^2)^2$, one can analytically obtain an expression for q in terms of ϕ and so obtain an explicit formula for the effective potential for q . Thus one could investigate volume-weighting for small-field models of inflation where would might expect its effect to be less pronounced than for the large-field case studied here. (Note that an early work [51] discusses an approximate path integral treatment of the behaviour of the inflaton in a “new” inflationary potential, and see also the path-integral-type treatment of thermally-activated tunneling in [36, 52].) Numerical investigation of the determinant prefactor would be helpful in getting an idea in how “classical” the histories really are. The author has checked numerically that there are no negative modes satisfying the relevant boundary conditions for a sample of representative (real) histories, as one would hope. It would also be possible to go beyond slow-roll, obtaining fourth-order equations for the saddle point histories, though the precise way in which the quantum fluctuations are modelled might need to be thought through more carefully.

As in quantum mechanics, we have seen that a path integral approach is particularly useful when asking time-dependent questions and looking for semi-classical histories. It has given us a technique for calculating in volume-weighted eternal inflation that is relevant for observations. We have been able to demonstrate how inflation typically ends normally even with volume-weighting in a manner insensitive to the precise initial conditions. By retreating from demanding a global picture of the universe at all times and rather adopting a more “top-

down” observationally relevant approach [28, 29, 35] the path integral has allowed us to push much further than in the Fokker-Planck approach without having to worry about Planck density issues. We have also obtained a different result about the behaviour of the volume-weighted average than in the Langevin treatment of [35]. This is possibly because that work only perturbatively expanded around the classical solution, implicitly forcing one to consider only the subset of histories in which inflation has to end.

Finally, let us return to the question of proper-time volume weighting itself. Rather than any intrinsic flaw in the scheme, perhaps it was the gauge-dependence of the questions that proper time volume weighting encouraged one to ask that led to the weighting getting a bad reputation (a canonical example of such a gauge-dependent question being “which value of the inflaton is most likely at a given time?”). A question that we have addressed in this paper is “how does inflation end at a given proper time?”. Seeing that the answer only depends very weakly on what that time actually is, we have been able to obtain a satisfactory answer to the more general reasonable question “how does inflation end?” even using proper-time volume weighting. So for at least some physically relevant questions perhaps proper-time volume weighting is not so bad after all.

Acknowledgments

We thank Anthony Aguirre, Tom Banks, Paolo Creminelli, Jaume Garriga, Alan Guth, Thomas Hertog, Antony Lewis, James Martin, Paul Steinhardt, Andrew Tolley, Neil Turok, Toby Wiseman and Mark Wyman for helpful discussions and two referees for helpful comments. This research was supported in part by a minigrant from The Foundational Questions Institute (fqxi.org). I am supported by STFC.

-
- [1] A. H. Guth, Phys. Rev. **D23**, 347 (1981).
 - [2] A. D. Linde, Phys. Lett. **B108**, 389 (1982).
 - [3] A. J. Albrecht and P. J. Steinhardt, Phys. Rev. Lett. **48**, 1220 (1982).
 - [4] S. W. Hawking, Phys. Lett. **B115**, 295 (1982).
 - [5] A. H. Guth and S. Y. Pi, Phys. Rev. Lett. **49**, 1110 (1982).
 - [6] J. M. Bardeen, P. J. Steinhardt, and M. S. Turner, Phys. Rev. **D28**, 679 (1983).
 - [7] N. Jarosik et al. (2010), 1001.4744.
 - [8] A. Vilenkin, Phys. Rev. **D27**, 2848 (1983).
 - [9] A. D. Linde, Phys. Lett. **B175**, 395 (1986).
 - [10] R. Bousso and J. Polchinski, JHEP **06**, 006 (2000), hep-th/0004134.
 - [11] L. Susskind (2003), hep-th/0302219.
 - [12] J. Garriga, D. Schwartz-Perlov, A. Vilenkin, and S. Winitzki, JCAP **0601**, 017 (2006), hep-th/0509184.
 - [13] R. Easther, E. A. Lim, and M. R. Martin, JCAP **0603**, 016 (2006), astro-ph/0511233.
 - [14] V. Vanchurin and A. Vilenkin, Phys. Rev. **D74**, 043520 (2006), hep-th/0605015.
 - [15] R. Bousso, Phys. Rev. Lett. **97**, 191302 (2006), hep-th/0605263.
 - [16] A. Aguirre, S. Gratton, and M. C. Johnson, Phys. Rev. **D75**, 123501 (2007), hep-th/0611221.
 - [17] A. Aguirre, S. Gratton, and M. C. Johnson, Phys. Rev. Lett. **98**, 131301 (2007), hep-th/0612195.
 - [18] A. D. Linde, JCAP **0706**, 017 (2007), 0705.1160.
 - [19] A. De Simone et al. (2008), 0808.3778.
 - [20] A. D. Linde, V. Vanchurin, and S. Winitzki, JCAP **0901**, 031 (2009), 0812.0005.
 - [21] M. Tegmark, JCAP **0504**, 001 (2005), astro-ph/0410281.
 - [22] S. Winitzki, Phys. Rev. **D78**, 043501 (2008), 0803.1300.
 - [23] S. Winitzki, Phys. Rev. **D78**, 063517 (2008), 0805.3940.

- [24] S. Winitzki, Phys. Rev. **D78**, 123518 (2008), 0810.1517.
- [25] J. B. Hartle and S. W. Hawking, Phys. Rev. **D28**, 2960 (1983).
- [26] S. W. Hawking and N. Turok, Phys. Lett. **B425**, 25 (1998), hep-th/9802030.
- [27] S. Gratton and N. Turok, Phys. Rev. **D63**, 123514 (2001), hep-th/0008235.
- [28] S. W. Hawking and T. Hertog, Phys. Rev. **D66**, 123509 (2002), hep-th/0204212.
- [29] S. W. Hawking (2003), astro-ph/0305562.
- [30] S. W. Hawking (2007), 0710.2029.
- [31] J. B. Hartle, S. W. Hawking, and T. Hertog, Phys. Rev. Lett. **100**, 201301 (2008), 0711.4630.
- [32] J. B. Hartle, S. W. Hawking, and T. Hertog, Phys. Rev. **D77**, 123537 (2008), 0803.1663.
- [33] J. Hartle and T. Hertog, Phys. Rev. **D80**, 063531 (2009), 0905.3877.
- [34] J. Hartle, S. W. Hawking, and T. Hertog (2010), 1001.0262.
- [35] S. Gratton and N. Turok, Phys. Rev. **D72**, 043507 (2005), hep-th/0503063.
- [36] A. J. Tolley and M. Wyman, JCAP **0804**, 028 (2008), 0801.1854.
- [37] H. M. Hodges, Phys. Rev. **D39**, 3568 (1989).
- [38] J. Martin and M. Musso, Phys. Rev. **D73**, 043516 (2006), hep-th/0511214.
- [39] J. Martin and M. Musso, Phys. Rev. **D73**, 043517 (2006), hep-th/0511292.
- [40] P. Creminelli, S. Dubovsky, A. Nicolis, L. Senatore, and M. Zaldarriaga, JHEP **09**, 036 (2008), 0802.1067.
- [41] S. Dubovsky, L. Senatore, and G. Villadoro, JHEP **04**, 118 (2009), 0812.2246.
- [42] A. S. Goncharov, A. D. Linde, and V. F. Mukhanov, Int. J. Mod. Phys. **A2**, 561 (1987).
- [43] K.-i. Nakao, Y. Nambu, and M. Sasaki, Prog. Theor. Phys. **80**, 1041 (1988).
- [44] M. Sasaki, Y. Nambu, and K.-i. Nakao, Phys. Lett. **B209**, 197 (1988).
- [45] M. Sasaki, Y. Nambu, and K.-i. Nakao, Nucl. Phys. **B308**, 868 (1988).
- [46] A. D. Linde, D. A. Linde, and A. Mezhlumian, Phys. Rev. **D49**, 1783 (1994), gr-qc/9306035.
- [47] A. H. Guth, J. Phys. **A40**, 6811 (2007), hep-th/0702178.
- [48] A. A. Starobinsky and J. Yokoyama, Phys. Rev. **D50**, 6357 (1994), astro-ph/9407016.
- [49] G. Parisi and N. Sourlas, Phys. Rev. Lett. **43**, 744 (1979).
- [50] D. Park, *Classical Dynamics and Its Quantum Analogues, Second Edition* (Springer-Verlag, 1990).
- [51] S.-J. Rey, Nucl. Phys. **B284**, 706 (1987).
- [52] A. J. Tolley and M. Wyman, JCAP **0910**, 006 (2009), 0809.1100.